
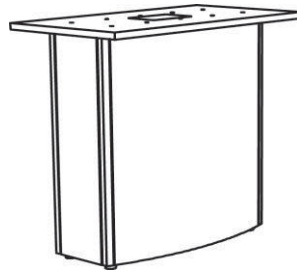



Contemporary/Transitional Bases




Panel Base



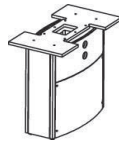
Boat Base




Drum Base



Wire Management Version




Wire Management Version



Wire Management Version

Available in Wood or Laminate

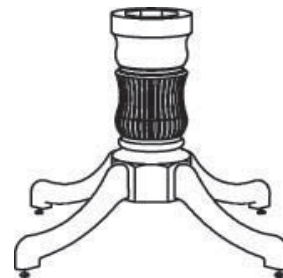
Traditional Bases




Traditional Panel Base



Duncan Phyfe



Queen Anne Base



Wire Management Version

Available in Wood Only

Tubular Bases



Tubular T Base



Available in C Base




Tubular X Base



Tubular Double Column Base



Tubular 4 Column X Base

- 2" diameter - 14 gauge steel
- All bases accept casters
- T Base is available with fold or tilt
- X Base is available with tilt
- Powder coat finish standard
- Chrome finish available consult factory
- Folding Mechanism 

Arched Bases



Arched T Base



Arched X Base



Arched Double Column Base

- 2" diameter column tube - 14 gauge
- 1 3/8" diameter base tube - 13 gauge
- All bases accept casters
- T Base is available with fold or tilt
- X Base is available with tilt
- X Base available in single column only
- Powder coat finish standard
- Chrome finish available consult factory

DuraCast Bases



DuraCast T Base



Also available in C Base



DuraCast X Base

- 2 1/4" diameter column tubing - 13 gauge
- Steel column with cast aluminum feet
- All bases accept casters or leveler extensions
- T Base is available with tilt or fold
- X Base is available with tilt
- Powder coat finish standard
- Polished aluminum optional



Duracast Double Column Base



DuraCast 4 Column X Base

Miscellaneous Metal Bases

Column Leg



- Tubular metal base with fixed top
- 2" diameter - 14 gauge steel
- Accepts casters
- Powder coat finish
- Column Leg is available with fold

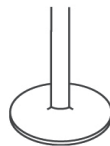
H Frame Base

- 1 1/4" square steel tubing - integrated apron
- Welded H frame with gusset rod
- Powder coat finish
- Accepts casters



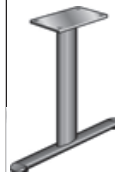
Disc Base

- 4" diameter column on 24" and 32" bases
- 3" diameter column on 20" base
- Powder coat finish



Wire Management T Base

- Base: 1" x 2 1/2" steel tubing - 14 gauge
- Column diameter 2" x 6"
- Aluminum extrusion column
- Accepts casters
- Wire raceway attaches to conceal wires
- Modesty panel available
- Powder coat finish




Also available in C Base



Additional Table Base Options


Table Height Guide
 As a rule of thumb you should have 12" between seat and top of counter, approximate heights:
 Table 29" (standard)
 Counter 35-37"
 Bar 41-43"



Two Column Base




Adjustable Table/Support Leg



Foot Ring



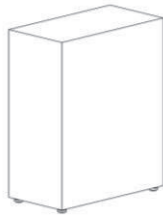
V Base



Column Leg with Trim Rings



Peninsula Adjustable Leg




Cube Base



Bent Legs




Tapered Disc Base



Half Drum Base



Tapered Metal Leg



DuraCast Double Y Base

Please contact us for more information about these bases

If you don't see what you need here - contact us, we can help you find the perfect table base for your project